



# OVERVIEW

## 4TH GRADE

JAMILO SCHOOL

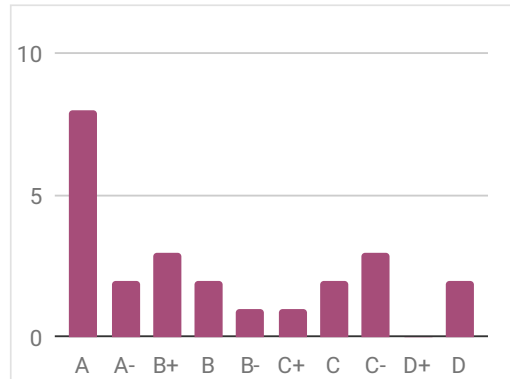
### KENYA PRIVATE SCHOOLS ASSOCIATION END TERM I EXAMINATION DATA REPRESENTATION LOG

#### GRADING SYSTEM

% Range	Grade	# of students
80 - 100	A	8
75 - 79	A-	2
70 - 74	B+	3
65 - 69	B	2
60 - 64	B-	1
55 - 59	C+	1
50 - 54	C	2
45 - 49	C-	3
40 - 44	D+	0
0 - 39	D	2

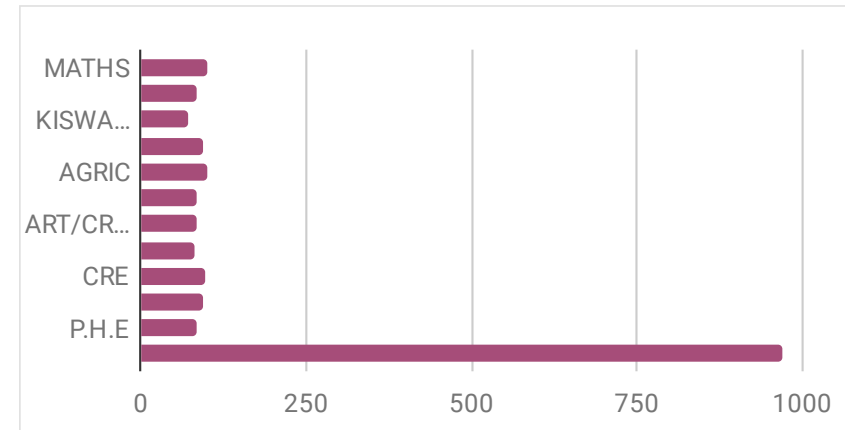
#### GRADE DISTRIBUTION

based on class avg.



#### AVERAGE SCORES



Per Regular paper



#### GRADE 4 ASSESSMENT RUBRICS

80	-	100	4
60		79	3
40		59	2
0		39	1

**GRADE 5 RESULTS KENYA PRIVATE SCHOOLS ASSOCIATION END - TERM I EXAMINATION THE YEAR 2022**

COMPILED BY :MR ODUOR		MATHS	ENGLISH	KISWAHILI	SCI/TECH	AGRIC	MUSIC	ART/CRAFT	S.S.T	CRE	H/SCI	P.H.E	GRAND
Class Teacher :Sir Jumba		100	100	100	100	100	100	100	100	100	100	100	1100
Class average	B 66%	67.8	72.3	55.9	73.3	72.7	44.5	71.3	61.5	76.8	75.6	54.8	726.4
1 NADIA CHRISTIAN	A 90%	93	89	77	91	100	68	95	93	96	100	90	992
2 TRIZER SHERYL	A 88%	100	84	70	94	100	84	85	80	96	93	85	971
3 GUYARN RAY	A 88%	93	90	70	91	100	68	90	87	96	97	85	967
4 IRENA ANYISO	A 87%	90	90	74	91	90	88	85	87	96	93	75	959
5 SHEM BILGAH	A 86%	90	87	64	97	100	56	90	73	96	93	95	941
6 MARLIN MARSHA	A 84%	87	93	71	91	90	64	75	77	100	100	80	928
7 TREVOR OMONDI	A 83%	80	86	76	97	85	68	85	67	96	83	85	908
8 BLESSING OTIENO	A 82%	93	83	59	91	100	64	75	77	96	90	75	903
9 ASHLEY ADHIAMBO	A- 78%	93	81	57	94	75	40	90	83	92	93	65	863
10 HALEY ROSELYNE	A- 78%	77	89	60	89	90	56	75	70	92	80	75	853
11 REMMY ADAMS	B+ 73%	90	74	60	97	70	40	75	77	88	90	45	806
12 RODGERS ODHIAMBO	B+ 73%	70	69	54	91	85	44	75	77	88	93	55	801
13 ASHANTY NATASHA	B+ 72%	87	80	59	74	80	40	70	70	96	93	45	794
14 SHARLET ADHIAMBO	B 69%	93	80	69	83	45	28	85	73	80	80	40	756
15 CHALTON OMONDI	B 66%	67	80	60	86	65	40	70	73	64	83	40	728
16 MARK BRIAN	B- 61%	60	70	49	51	80	40	60	67	84	73	35	669
17 ALBERT ODHIAMBO	C+ 58%	37	70	51	63	60	24	60	67	88	67	55	642
18 RUSSEL DANIEL	C 54%	73	57	51	57	75	24	55	27	72	63	35	589
18 IAN TREVOR	C 52%	37	64	54	51	70	28	65	37	60	60	50	576
19 CHRISPINE MILANDO	C- 48%	53	59	37	49	75	28	65	43	48	63	10	530
20 ARNOLD ODHIAMBO	C- 46%	27	66	39	57	45	16	65	27	56	60	45	503
21 VICTOR CHILUKA	C- 45%	23	61	53	54	35	36	70	43	60	37	25	497
22 WASHINGTON ODHIAMBO	D 14%	10	23	14	11	15	4	35	1	4	17	20	154
23 VALLARY MALIA	D 9%	3	9	14	9	15	20	15	1	0	13	5	104
SUMMATIONS		1626	1734	1342	1759	1745	1068	1710	1477	1844	1814	1315	17434
MEAN		67.8	72.3	55.9	73.3	72.7	44.5	71.3	61.5	76.8	75.6	54.8	726.4
SUBJECT POSITIONS		7	5	9	3	4	11	6	8	1	2	10	
: CLASS TEACHER SIGN :				:HEAD TEACHER SIGN :				DATE FROM 27/06/22 TO 29/0622					

# GRADE 5 RESULTS

# KENYA PRIVATE SCHOOLS ASSOCIATION END - TERM I EXAMINATION 2022

COMPILED BY :MR ODUOR



Class Teacher :Sir Jumba

			MATHS	ENGLISH	KISWAHILI	SCI/TECH	AGRIC	MUSIC	ART/CRAFT	S.S.T	CRE	H/SCI	P.H.E	GRAND
			4	4	4	4	4	4	4	4	4	4	4	44
Class average	B+	73%	3.0	3.3	2.3	3.2	3.2	2.0	3.1	2.7	3.4	3.4	2.4	31.9
1 TRIZER SHERYL	A	98%	4	4	3	4	4	4	4	4	4	4	4	43
2 NADIA CHRISTIAN	A	95%	4	4	3	4	4	3	4	4	4	4	4	42
3 IRENA ANYISO	A	95%	4	4	3	4	4	4	4	4	4	4	3	42
4 GUYARN RAY	A	95%	4	4	3	4	4	3	4	4	4	4	4	42
5 TREVOR OMONDI	A	93%	4	4	3	4	4	3	4	3	4	4	4	41
6 SHEM BILGAH	A	91%	4	4	3	4	4	2	4	3	4	4	4	40
7 MARLIN MARSHA	A	91%	4	4	3	4	4	3	3	3	4	4	4	40
8 ASHLEY ADHIAMBO	A	86%	4	4	2	4	3	2	4	4	4	4	3	38
9 BLESSING OTIENO	A	86%	4	4	2	4	4	3	3	3	4	4	3	38
10 HALEY ROSELYNE	A	84%	3	4	3	4	4	2	3	3	4	4	3	37
11 SHARLET ADHIAMBO	A	80%	4	4	3	4	2	1	4	3	4	4	2	35
12 REMMY ADAMS	A	80%	4	3	3	4	3	2	3	3	4	4	2	35
13 ASHANTY NATASHA	A	80%	4	4	2	3	4	2	3	3	4	4	2	35
14 RODGERS ODHIAMBO	A-	77%	3	3	2	4	4	2	3	3	4	4	2	34
15 CHALTON OMONDI	A-	77%	3	4	3	4	3	2	3	3	3	4	2	34
16 MARK BRIAN	B	68%	3	3	2	2	4	2	3	3	4	3	1	30
17 ALBERT ODHIAMBO	B-	64%	1	3	2	3	3	1	3	3	4	3	2	28
18 IAN TREVOR	C+	55%	1	3	2	2	3	1	3	1	3	3	2	24
18 RUSSEL DANIEL	C	52%	3	2	2	2	3	1	2	1	3	3	1	23
19 CHRISPINE MILANDO	C	50%	2	2	1	2	3	1	3	2	2	3	1	22
20 ARNOLD ODHIAMBO	C-	48%	1	3	1	2	2	1	3	1	2	3	2	21
21 VICTOR CHILUKA	C-	45%	1	3	2	2	1	1	3	2	3	1	1	20
22 WASHINGTON ODHIAMBO	D	25%	1	1	1	1	1	1	1	1	1	1	1	11
23 VALLARY MALIA	D	25%	1	1	1	1	1	1	1	1	1	1	1	11
SUMMATIONS			71	79	55	76	76	48	75	65	82	81	58	766
MEAN			3.0	3.3	2.3	3.2	3.2	2.0	3.1	2.7	3.4	3.4	2.4	31.9
SUBJECT POSITIONS			7	3	10	4	4	11	6	8	1	2	9	
: CLASS TEACHER SIGN :														

*Sir Jumba*

*[Signature]*

